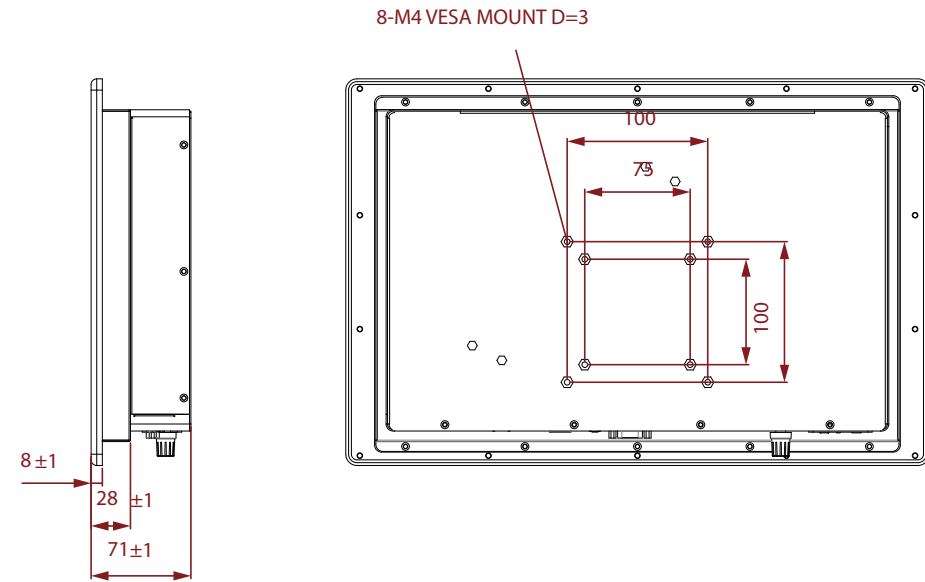
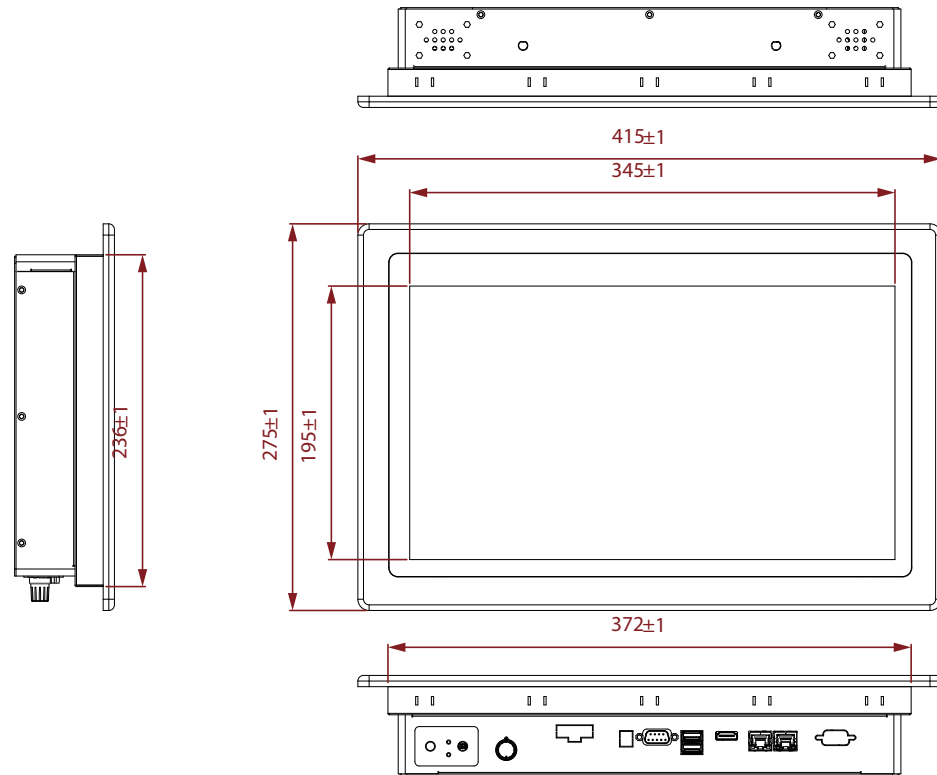


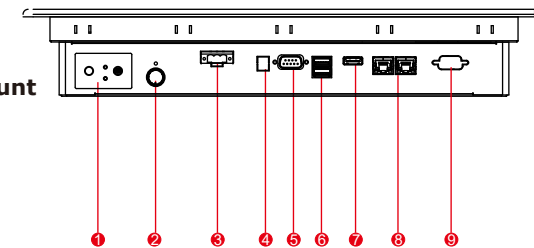
SlimLine IK32-MTU Series

SlimLine WM 15W-IK32-PMA-MTU

39,5 cm (15,6") 16:9



Real Flat Panel Mount (IP65 front side)



1. OSD Membrane
2. Brightness Adjustment Knob
3. 9~36V DC in(Optional)
4. 12V DC in
5. RS232/422/485
6. USB3.0 x 2
7. HDMI
8. LAN x 2
9. RS232(Optional)

- * Measurements shown in mm
- * Tolerance of all dimensions is shown as follow $0 \sim 30 \text{ mm} \pm 0.1 \text{ mm}$, $30 \sim 50 \text{ mm} \pm 0.15 \text{ mm}$, $50 \sim 120 \text{ mm} \pm 0.2 \text{ mm}$, above $120 \text{ mm} \pm 0.25 \text{ mm}$
- * Note: this is a simplified drawing and some components are not marked in detail. Please contact our sales representative if you need further product information.