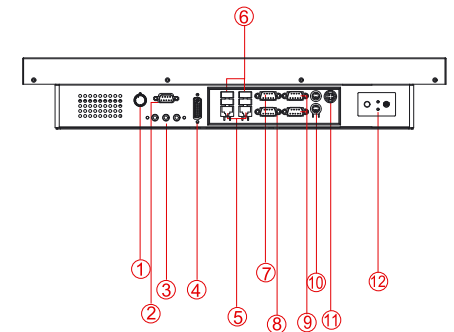
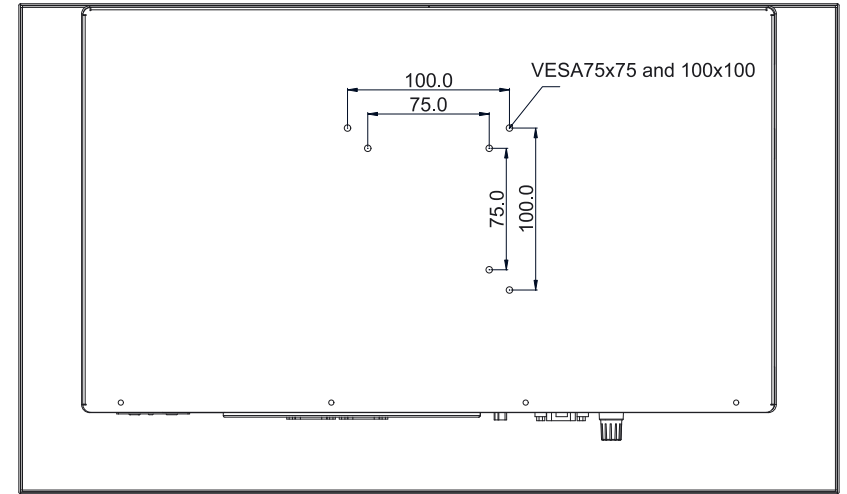
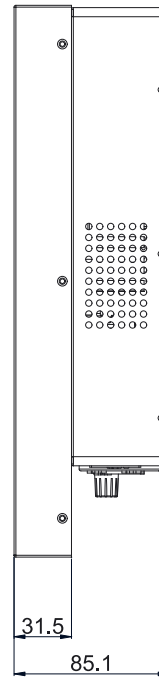
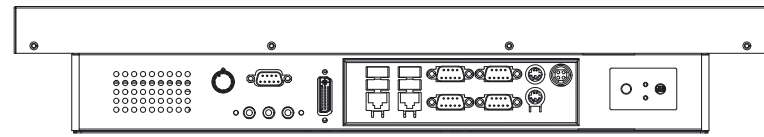



SlimLine IF70 Series

SlimLine WM 22W-IF70-CH

54,6 cm (21,5") 16:9



- | | |
|-------------------------------|---------------------------|
| 1. Brightness Adjustment Knob | 7. VGA |
| 2. RS-232(Optional) | 8. RS-232/422/485 |
| 3. Audio Jack | 9. RS-232 |
| 4. DVI(Optional) | 10. PS/2 |
| 5. RJ-45 | 11. 12Vdc Power Jack |
| 6. USB | 12. Power On/Reset Button |