



SMART MANUFACTURING (INDUSTRY 4.0)

INCREASE PRODUCTION RATE WITH
INTEGRATED TECHNOLOGIES

About Winmate

Founded in 1996, Winmate Inc. is a pioneer in rugged computing technology. Winmate has provided business leaders worldwide with reliable, robust solutions for the most challenging industrial conditions for over two decades. From R&D to manufacturing to in-house testing, Winmate Inc. manages the entire product development process with ready-made products available for quick deployment. Today Winmate's innovative approach has helped countless enterprises at every level with equipment automation and seamless Industrial Internet of Things (IIoT) integration.

From the industrial display, panel PC, HMI, embedded systems to rugged mobile devices, Winmate caters to industries ranging from transportation and logistics to marine and military, railway, oil, and gas, and provides customization services to create a unique solution for specific customer requirements.

The Winmate Difference

Innovation and Ruggedness

With innovation and ruggedness, our products are designed to meet the requirements of vertical markets' environmental standards.

Engineering Intelligence

We are committed to maintaining the highest standards in engineering excellence to ensure our products deliver reliability, durability, and optimized performance.

Quality Commitment

Quality assurance and entire engineering processes are conducted in-house. It is why we invested significantly in our state-of-the-art testing facility with additional global support.

“
**INNOVATIVE
TECHNOLOGY FOR
OPERATIONAL
EXCELLENCE.**
”

Efficiency

Our team is committed to efficiency and maintaining the shortest possible development cycles. The whole development process is conducted in-house to achieve the market advantage in speed and quality from design to testing.

Reliability

Reliability, service, and support are part of our foundation. Every product scrutinizes industrial standards testing to verify electrical, mechanical, thermal, and firmware design performance.

Customized Solutions

Years of experience allow Winmate to offer customized solutions for different applications.

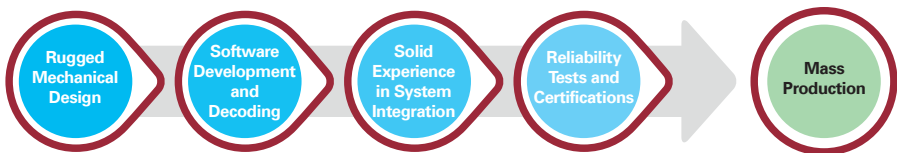
From product design to accessories, our engineering team designs and support the system integration process.

- CUSTOMIZED CONFIGURATION
- CUSTOM OS IMAGE
- CUSTOM BIOS
- ENCLOSURE DESIGN
- PERIPHERALS AND OPTIONS
- CUSTOM-DESIGNED ACCESSORIES

Technical Know-How

We understand that access to cutting-edge solutions purposely built for their applications is imperative for enterprises operating in rugged or potentially hazardous environments. As a result, Winmate locates its resources from project research and design, software development and customization, product verification and validation, and in-house testing to research and implement the latest technologies available.

The latest technologies we deploy for our rugged products:



- Dry and wet optical bonding
- Panel enhancement for sunlight readability
- Anti-reflection (AR) and anti-glare (AG) glass protection coating
- Light sensor
- Hyper dimming
- Electronic potting
- Touch screen integration: projected capacitive, resistive, or SAW touch
- Waterproof enclosure
- Military EMI and mesh coating
- Wireless capabilities
- Data capture devices integration
- Defroster for ultra-low temperature environments
- Stainless steel SUS 316/ AISI 316
- Shock and vibration resistance
- Wide-range operation temperature

IIoT & Edge Computing

Overview

Winmate offers a full range of embedded platforms for you to build unique solutions for industrial embedded systems. Our embedded computing solutions are designed to give developers the freedom to create fast and convenient solutions for industrial applications such as factory automation, machine control, transportation, IoT gateways, and edge computing.

Our embedded computing solutions include:

- AI-ready embedded hardware, IoT gateways, embedded box PCs, industrial servers, and Single Board Computers (SBC)
- The latest Windows®, Android™, and Linux operating system
- Board development and production purpose-built for your needs

First-class enterprises already benefit from IoT and plant-floor data using the collected data to predict and prevent equipment failure, improve reliability and reduce downtime. Manufacturers apply data insights to upgrade the quality and lower inspection costs.

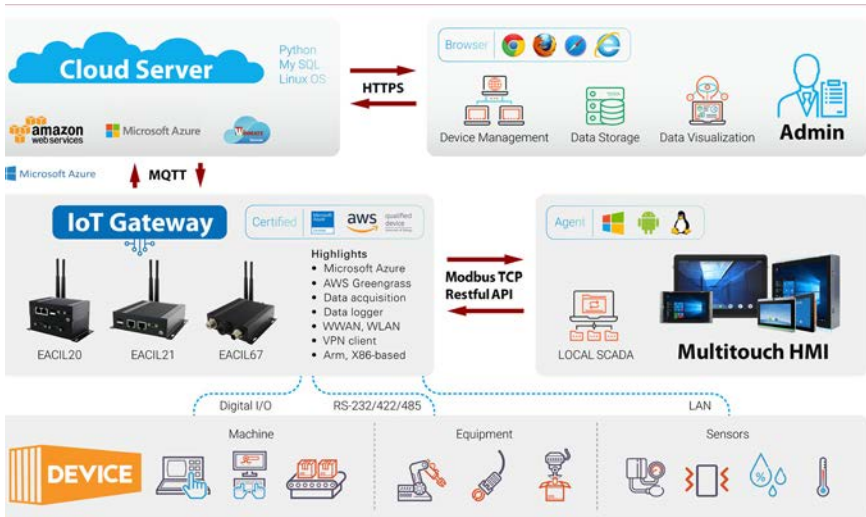


Make the most out of IIoT data.
Deploy IIoT solutions to optimize operations.

Technology

The Industrial Internet of Things (IIoT) requires the right software, hardware, and expertise to make the whole ecosystem smoothly. And Winmate is ready to provide new solutions and services for the IIoT market.

Winmate IIoT Solution & Services



Why Winmate

Our expertise for your application:




Hardware designed for the IIoT applications

Interfaces to enable machine-to-machine communications and wireless connectivity to send data to the cloud.



Experience in software integration

Our software team has Windows, Android, and Linux operating systems and software integration experience.



Customization for your unique application

We have a strong customization capability and can help you design hardware for specific needs.

Application Story

Predictive Maintenance



Background

The customer in this application was looking for a new high-performance HMI as a production line controller of an intelligent factory. The customer desired a high-performance multi-touch interface that could handle the everyday task of controlling a production line and is also easily maintainable. Winmate offered the M Series HMI with Intel's Core i5 CPU as the solution. The modular design of the M Series allows for easy repairs for either the display or the Box PC module, thus reducing the total cost of ownership.

Core products

- M Series HMI Panel PC

“

**INCREASE PRODUCTIVITY
AND EFFICIENCY ON THE
FACTORY FLOOR.**

”

Main Challenges

- Integrating the various components and sensors of the production line to the M Series HMI

Why Winmate

- Modular design for repairs with minimum downtime
- High-performance processor
- Digital I/O to allow industrial sensors to be integrated with the HMI
- P-CAP multi-touch screen and user-friendly interface



Application Diagram: Predictive Maintenance

Application Story

Operator Control and Monitoring Systems



Background

Winmate understands the demands of modern factories and industrial facilities by offering a series of industrial-grade HMI made to deliver stable performance and functionality for increased productivity and efficiency. Winmate's multi-touch HMI goes beyond the standard industrial panel computers with its elegant, edge-to-edge design, rugged build, powerful performance, a full line-up of I/O options, and flexible mounting options.

Core Products

- E Series HMI Panel PC

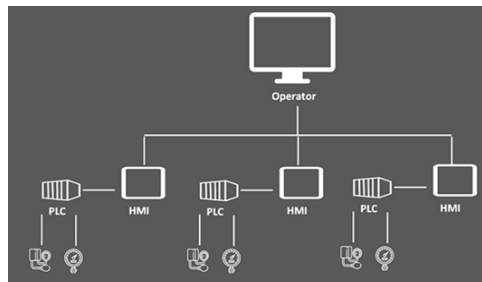
Main Challenges

- Series of certification and documentation
- Software customization

Why Winmate

- Extensive know-how for industrial systems with ARM and Linux OS
- Fast product development
- After-sales service and customer support

“ **HIGH-PERFORMANCE
HMI TOUCH PANELS FOR
OPERATOR MONITOR AND
CONTROL** ”



Application Diagram: Industrial Field Work

Application Story

Digital Transformation in Production



Equipment

Background

In the fast-paced world of electronic equipment manufacturing, staying ahead of the curve is crucial. Winmate's 14-inch HMI Panel PC series has emerged as a game-changer, enabling the successful digitization of production equipment for countless customers. This case study explores how Winmate's innovative solution has facilitated the seamless integration of various equipment, leading to enhanced efficiency, real-time monitoring, and the achievement of Industry 4.0 objectives.

Core Products

- PP Series HMI Panel PC

Main Challenges

Electronic equipment manufacturers faced the challenge of integrating diverse production machinery, from punch presses to printing machines and AOI inspection machines. Connecting Programmable Logic Controllers (PLCs) and PC systems posed a hurdle, and there was a need for a solution that not only bridged the gap between different equipment but also enabled data visualization, capture, and cloud transmission.

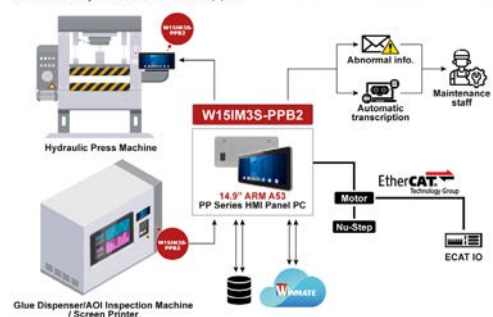
Why Winmate

- Transformative Technology
- Production Digitalization
- Advancing Industry 4.0
- Enhanced Efficiency
- Competitive Edge

“ **TRANSFORM EQUIPMENT.
TRANSFORM INDUSTRIES.
TRANSFORM THE FUTURE.** ”

Revolutionizing Manufacturing Efficiency and Connectivity in Electronic Equipment Production

HMI Panel PC Drives Digital Transformation in Production Equipment



Application Diagram: Digital Transformation in Production Equipment

Industrial Edge AI Computer

WNAI-E800



“**EMPOWERING THE FUTURE
WITH EDGE AI PRECISION.**”

- Supports Intel® 12/14th generation Alder Lake S/ Raptor Lake S processor (LGA 1700)
- Supports single NVIDIA RTX™ A4000/A5000/A6000 GPU
- Up to 2 x 262pin SODIMM DDR5 4800MHz up to 64GB(32GB per Slot)

2 x Intel 2.5 Gigabit LAN. Optional additional 4 Gigabit LAN.

Supports Two display, 1 x HDMI 2.0, 1 x DP 1.4a

Supports Intel® vPro

Rugged Design, -40°C to 60°C operation (Optional)

Custom Configuration



Memory



Storage



WLAN



WWAN



Expansion
Module

Application



Unlocking Industrial Innovation

HARNESSING THE POWER OF AI

The Winmate WNAI-E800 is an advanced AI edge computing solution powered by Intel® 12th/14th Gen Core™ processors and NVIDIA® RTX™ GPUs. Designed for AI-driven applications, it supports smart logistics, automated manufacturing, and more by enabling real-time data processing and decision-making at the edge with unmatched performance.

Custom Configuration



Memory



Storage



WLAN



WWAN



Expansion
Module

Application



ADVANCED CONNECTIVITY FOR SEAMLESS OPERATIONS

DRIVING INNOVATION WITH AI

The Winmate IRDRW500 is a durable, compact industrial computer designed for modern automation and data processing. It ensures reliable performance in harsh environments, making it ideal for manufacturing, logistics, and IoT applications

AI DIN Rail Box PC IRDRW500



“**SMARTER AI,
RIGHT AT THE EDGE.**

”

- Intel® Raptor Lake Core™ i5-1335U 3.3GHz (up to 4.40 GHz)
- 1 x SO-DIMM DDR5 Memory, up to 32GB
- 4 x 2.5 Giga LAN, 4 x RS232/422/485

2 x USB 3.2 Gen 2x1, 1 x USB3.2 Gen1x1, 1 x USB2.0

Isolated DIO (8-in/8-out)

Wide Range 9V to 36V DC Power Input with Isolation

Wide Operating Temperature range from -20°C to +60°C

DIN-Rail type Edge Computing

Edge AI Computer

ITMH100-AI



“ **THINK SMARTER,
COMPUTE FASTER WITH EDGE AI** ”

- Intel® Tiger Lake UP3 Core™ i5-1135G7 rugged Box PC
- Multi Video Output, HDMI/DisplayPort
- Integrated 26 TOPS Hailo-8™ AI Processor with best power efficiency

Quick & Easy Replaceable Hard Disk Design, No Tools required

Support wide range 9-29V DC input

Optional with Modular front Display as a Panel PC

Custom Configuration



Memory



Storage



WLAN



Expansion
Module

Application



**COMPACT,
POWERFUL, AND
INTELLIGENT
SOLUTIONS**

**EMPOWERING
PROGRESSTHROUGH AI**

The Winmate ITMH100-AI is a compact, high-performance AI edge computing solution. It combines powerful processing and intelligent features to enable real-time decision-making and boost operational efficiency in modern industries.

Edge AI Computer

IE32SB3-101AI

Custom Configuration



Memory



Storage



HDMI



“**UNLEASH AI EXCELLENCE
WITH INDUSTRIAL EDGE PC**”

- Intel Atom® x6413E Processor 1.5M Cache, up to 3.00 GHz
- Integrated 26 TOPS Hailo-8™ AI Processor with best power efficiency
- Low latency and high-efficiency AI inferencing on edge device

Durable, Intelligent, and High- Performance Solutions

SHAPPING TOMORROW THROUGH AI

The Winmate IE32SB3-101AI is a powerful AI-driven edge computing platform designed to meet the rigorous demands of modern industries. Featuring a rugged build and advanced AI capabilities, this solution brings intelligence and efficiency to industrial operations, making it an essential tool for businesses embracing digital transformation.

1 x DDR4 SO-DIMM 3200 MHz, max. 16GB

Supports 2 x USB 3.2 Gen 2x1, Max. 3 x COM

Elegant and slim mechanic

IoT Gateway EAC Mini Series

EACIEK20



“ **EVERYWHERE ACCESS,
TOTAL CONTROL** ”

- Compact design
- Intel® Celeron® Elkhart Lake N6211 Processor
- Windows 10 IoT Enterprise (Optional), Linux Ubuntu 22.04 (Optional), Windows 11 IoT Enterprise (Optional), Windows 11 Pro

Fanless cooling system Industrial IoT Gateway

Compact size 100 x 70 x 31 mm (w/o mounting bracket)

Various mounting options: desk, wall, VESA, DINRail

AWS IoT Greengrass Certified

Expansion module design

9~36 V DC

Two RJ45 for Ethernet

Custom Configuration



WLAN

WLAN



WWAN

WWAN



Expansion
Module



Bluetooth

Application



Optimize Operations and Minimize Downtown

**EMPOWERING
INDUSTRIAL
INNOVATION**

Embedded computers optimize operations by integrating OT and IT for real-time processing and predictive maintenance, ensuring efficiency, minimal downtime, and industrial competitiveness.

Custom Configuration



WLAN



WWAN



Expansion
Module

Application



Predictive Maintenance System

BRIDGING THE GAP BETWEEN IT AND OT

Most predictive maintenance systems rely on machine learning to formulate predictions. The advantages are numerous and can significantly reduce costs, while eliminating the need for planned downtime in many cases.

IoT Gateway EAC Mini Series EACIL20/ EACIL21/ EACIL67



“ **CONNECT EVERYTHING,
CONTROL EVERYWHERE.** ”

- Compact design
- Intel® Celeron® N3350 (2M Cache, up to 2.4 GHz)
- Intel® Pentium® N4200 (2M Cache, up to 2.5 GHz) (Optional)
- Windows 10 IoT Enterprise (Optional),
Linux Ubuntu 20.04 (Optional)

Fanless cooling system Industrial IoT Gateway

4 GB LPDDR4

Expansion module for additional interfaces

Two RJ45 for Ethernet

USB 2.0(EACIL67, EACIL21), USB 3.2 (EACIL20); USB Type-C (EACIL21, EACIL67)

9~36 V DC, chassis grounding

Desk, wall, VESA, DIN-Rail

IP30(EACIL20, EACIL21)/ IP67 (EACIL67) waterproof and dustproof

Certified Microsoft Azure for IoT, AWS IoT Greengrass

IoT Gateway EAC Mini Series

EACIM20



“ **FOR ANDROID-BASED
IIOT APPLICATIONS.** ”

- Compact design
- A53 Quad-core 2.0 GHz
- Android 11, Linux Yocto 5.10.104 with QT5.15 (Optional), Linux Ubuntu (Optional)

Fanless cooling system Industrial IoT Gateway

4GB LPDDR4, 32GB eMMC

Compact size 100 x 70 x 31 mm (w/o mounting bracket)

Various mounting options: desk, wall, VESA, DINRail

Microsoft Azure Certified for IoT

Support Android or Linux operating system

9~36 V DC

Two RJ45 for Ethernet

Expansion module for additional interfaces

Custom Configuration



HDMI



Expansion
Module



WWAN



WLAN

Application



Industrial Utility Control

IMPROVE EFFICIENCY AND REDUCE OPERATIONAL COSTS

Efficient utility control can improve efficiency and reduce operational costs of the entire plant or factory. Complex system with the IoT gateway EACIM20 includes automation to control HVAC, lighting, utility consumption and access control systems.

Custom Configuration



Memory



Storage



WLAN



DIN-Rail
Mounting

Application



Factory Automation

**STABLE PERFORMANCE
IN A COMPACT RUGGED
DESIGN**

This DIN Rail Box PC was integrated as the system controller for a beverage production line.

DIN Rail Box PC IBDRW100-EL



“

**COMPACT.
POWERFUL. VERSATILE.**

”

- DIN Rail mount
- Intel® Celeron® N6211
- Windows IoT Enterprise, Linux Ubuntu (Optional)

DIN Rail design for industrial automation application

1 x SO-DIMM DDR4 memory, up to 16GB

1 x RS232/ 422/ 485 communication, select thru BIOS

4 x Giga LAN, 3 x USB 3.2 Gen2x1, 1 x USB 2.0,
1 x VGA

1 x Line out, 1 x line in, 1x Mic in, 1 x Power Jack

Fanless, streamlined enclosure for highly efficient
heat dissipation

AWS IoT greengrass certified

7"~15" Featured Display

USB Type-C



FCCE

“
SINGLE CABLE SOLUTION.
”

- 7"~15", P-CAP touchscreen
- USB Type-C port
- Chassis or open-frame housing

USB Type-C for power, touch, video input

Support VESA mount

Custom Configuration



Audio and
Speaker



Protection
Glass

Application



Industrial Machinery

SAVE CABLE SPACE BY USING A SINGLE CABLE

The USB Type-C display connected to the EAC Mini IoT gateway is used as a machine vision solution for industrial machinery applications, delivering higher power and performance than traditional USB 2.0 and USB 3.0 protocols.

Custom Configuration



Protection
Glass



Speaker

Application



Factory Building Digital Signage

POWER AND DATA IN A SINGLE CABLE

The PoE Touch Monitor was installed as digital signage in a factory building. The PoE function can be installed high up on a wall without the need for additional wiring costs.

10.1"~15.6" Featured Display PoE Touch



**“ FAST INSTALLATION
WITHOUT ADDITIONAL
ELECTRICAL WIRING. ”**

- 10.1"~15.6", P-CAP touchscreen
- Power over Ethernet (PoE)
- Chassis housing

Power Device (PD) follows IEEE 802.3at (25 W),
IEEE 802.3af (15 W)

VGA, HDMI video input

Panel mount, support VESA mount

Stylish and elegant design

OSD control five keys

10.1"~21.5" Stainless Panel PC IP65 B Series with Push Buttons



“**SPEED UP RESPONSE TIME IN
EMERGENCY SITUATIONS.**”

- 10.1"~21.5", P-CAP touchscreen
- Intel® Celeron® N2930 (2M Cache, up to 2.16 GHz) or N6211

Fanless cooling system

Full IP65 waterproof enclosure, good corrosion resistance

A true flat, easy-to-clean front surface with an edge-to-edge design

Supports VESA mount

Rotary switch adjust different touch mode for hand/ rain/ glove application

Emergency and flat buttons for automation device control

Stainless steel housing

Custom Configuration

Up to
8 GB

Memory

Up to
512 GB

Storage

**9~36V
DC**

Wide Power
Input

Application



Factory Automation

**VANDAL RESISTANT,
STYLISH HMI
CONTROLS IN HARSH
ENVIRONMENTS**

Winmate's all-new 17" panel PC with push buttons was installed inside machine-control terminals in the factory operating in the food and beverage industry. Push buttons on the HMI terminal provide excellent tactical feedback necessary for emergencies.

Custom Configuration



Memory



Storage



Wide Power
Input

Application



Pharmaceutical Packaging Automation

CORROSION-RESISTANT, HYGIENIC, HIGH- PERFORMANCE

HMI control terminals for packaging machines to improve processes, capping, labeling, and collation systems and monitor the operation on a supervisory level, checking for low hopper levels, fallen bottles, and low-level supplies.

15"~24" Stainless Panel PC IP69K P Series with Conduit Pipe



FCCE

“ PERFECT TERMINAL FOR STRICT HYGIENE DEMANDS. ”

- 15"~24", P-CAP touchscreen
- Intel® Core™ i5-1135G7 2.4 GHz
- Windows 10 IoT Enterprise (Optional),
Linux Ubuntu 18.04 (Optional) / Windows 11 Pro 64
bit (Optional)
- 12th Gen. Intel® Core™ i5-1235U 3.3GHz(up to 4.40
GHz)

Fanless cooling system

Stainless steel for food and chemical industries

Full IP69K waterproof enclosure, good corrosion resistance

A true flat, easy-to-clean front surface with an edge-to-edge design

Waterproof sealed conduit pipe for cable protection

Supports VESA mount, and optional Yoke mount stand

5.7"~24" Windows HMI Panel PC Open Frame Panel PC



FCCE

“OPEN FRAME. BEST FOR KIOSK APPLICATIONS.”

- 5.7"~24",TFT SVGA LCD
- Integrated HDMI, DP, 24 bit Dual-channel LVDS, DVI

Projected capacitive multi-touch screen

Multi display supports DP / HDMI / LVDS / eDP panel interface

Multiple I/Os, 2 x Serial Ports, 2 x USB 3.2 Gen. 2 x 1

Front IP65 water and dust proof

12V Single Voltage Power Input

Custom Configuration

Up to
8 GB

Memory

Up to
512 GB

Storage



WLAN

WLAN

Application



Self-Service Kiosk

SUITABLE FOR EMBEDDED SOLUTIONS

Installed a self-service payment kiosk Winmate's 15" open frame HMI and data reader components brings automation to gas stations.

Custom Configuration



SATA III



WLAN

Application



Operator Control & Monitoring

VIVID GRAPHICS AND USER-FRIENDLY CONTROLS

Accurate machine control and monitoring with vivid images depicted on a 21.5" screen with crystal clear resolution for more complex graphics inside smart factory.

7"~27" Windows HMI Panel PC PP Series



“ HIGH COMPUTING PERFORMANCE. PANEL MOUNT.”

- 7"~27", P-CAP touchscreen
- Windows 10 IoT Enterprise (Optional), Linux Ubuntu 22.04 (Optional), Windows 11 IoT Enterprise, Windows 11 Pro

4 GB SO-DIMM, DDR4 3200 MHz, 64 GB M.2 M-key SSD

Brightness adjustment knob

Panel mount, support VESA mount

Front IP65 waterproof and dustproof

Multiple I/Os, 2 x Serial Ports, 2 x USB 3.2 Gen2x1 Ports

Two USB 3.2 Gen 2x1 (Type-A)

7"~22" G-WIN Windows Panel PC

G-WIN GS Series



**“ TOUGH. RUGGED.
HEAVY DUTY. ”**

- 7"~22", P-CAP touchscreen
- Low power consumption
- Fanless cooling system and ultra low power

1 x SO-DIMM, DDR4 3200 MHz, 4GB 8GB 16GB (Optional)

VESA mount/ Panel mount

A true flat, easy-to-clean front surface with edge-to-edge design

Plenty of I/O, including 1 x LAN, 1 x COM, 1 x USB 2.0

Complete input range power supply

Full IP65 protection against water and dust with M12 connectors

Custom Configuration



Memory



Storage



mPCIe



WLAN



Protection Glass

Application



Automated Machine Control Panel

ULTIMATE IMAGING. COMPACT FORM FACTOR

Winmate 15" GS Series Panel PC was installed as a part of an automated machine control panel in a smart factory application. Monitor and control factory operations in real-time for increased productivity.

Custom Configuration



Memory (NXP) Storage (NXP)



Protection Glass

7"~15" G-WIN Android Panel PC G-WIN GS Series



FCCE

“ **SATISFY YOUR
HEAVY-DUTY NEEDS.** ”

- 7"~15", P-CAP touchscreen
- Fanless cooling system and ultra-low power

Onboard 1GB LPDDR3, 16GB eMMC (FA series)

Onboard 4GB LPDDR4, 32GB eMMC (IM, MG series)

Support Android or Linux operating system

1 x LAN, 1 x RS232, 1 x USB, 1 x USB OTG,
1 x Micro SD

Storage temperature -30°C to 60°C

Robot Hand Machine Industry

INTERACTIVE AND SMART TERMINAL FOR INDUSTRIAL AUTOMATION

Tailored for those who are in demand of compact and excellent visualization systems operated in rugged environments that experience strong vibration from industrial machine operations.

15" Windows HMI Panel PC R15IB3S-EHC3



“ ELEGANT DESIGN. ”

- 15", 1024 x 768 with P-CAP Multi-touch screen
- Intel® Celeron® N2930 (2M Cache, up to 2.16 GHz)
- Front IP65 Water and Dust Proof

Dual Gigabit Ethernet

Fanless cooling system and ultra-low power consumption

Metal front bezel with plastic back cover

1 x RS232/422/485 (Default RS232)

Custom Configuration



Memory



Storage



HDMI



WLAN

Application



Factory Control System

FAST SPEED AND STABLE PERFORMANCE

The multi-touch panel PC offered advanced performance, an intuitive user interface. Being connected to the PLC through an Ethernet cable the operator panel ensures faster and more reliable operations.

7"~15.6" Android HMI Panel PC E Series

Custom Configuration



WLAN



Micro HDMI



**“ EASY TO INSTALL.
ERGONOMIC. COMPACT. ”**

Application



Energy Efficiency Systems

**EASE OF USE,
DURABILITY AND
ACCURATE CONTROLS**

Lower operational costs with
HMI operator panels installed
inside intelligent building to
control energy consumption.

- 7" ~15.6" P-CAP touch screen
- NXP iMx6 Dual Core, 1.0 GHz (FA series),
- A53 Quad Core 2.0 GHz (IM series)
- Qualcomm Snapdragon™ 660 (IQ series)
- Support Android or Linux operating system

Onboard 1GB LPDDR3, 16GB eMMC (FA series)

Onboard 3GB LPDDR4, 32GB eMMC (IQ series)

Onboard 4GB LPDDR4, 32GB eMMC (IM series)

Fanless cooling system and ultra-low power
consumption

Panel mount, VESA mount

Front IP65 waterproof and dustproof

7"~15" Windows HMI Panel PC S Series



“ **SMART SOLUTION FOR
OPERATOR CONTROL.** ”

- 7"~15" P-CAP touchscreen
- Windows 10 IoT Enterprise (Optional)

4 GB SO-DIMM, DDR4 3200 MHz

Fanless cooling system

RS-232/422/485 (Default RS-232)

RJ 45-10/100/1000 Mbps (LAN), RJ 45 (PoE)

Panel mount, VESA mount, front side wall mount

Front IP65 waterproof and dustproof

Custom Configuration



Memory



Storage



2 MP Webcam



LED
Light Bar



WLAN



HR RFID
Reader

Application



Meeting Room Booking System

OPTIMIZE MEETING ROOM UTILIZATION

Installed at the entrance of the meeting room, 10.1" S Series

HMI with HF RFID reader helps to control the access to the meeting room, book schedule and check status from afar.

12"~15" Android HMI Panel PC S Series

Custom Configuration



2 MP
Webcam



LED
Light Bar



WLAN



HR RFID
Reader



Micro HDMI



“ **KNOW-HOW IN POE AND
TOUCH TECHNOLOGY.** ”

- 12"~15", P-CAP touchscreen
- Support Android or Linux operating system

Onboard 1GB LPDDR3, 16GB eMMC (FA series)

Onboard 3GB LPDDR4, 32GB eMMC (IQ series)

Onboard 4GB LPDDR4, 32GB eMMC (IM series)

Fanless cooling system and ultra-low power consumption

Front IP65 waterproof and dustproof

Support PoE function

Optional RGB LED Light Bar Indicator

Optional 2MP Front Camera and HF RFID Reader

Application



Machine Controller

EASY TO MAINTAIN AND COST EFFECTIVE

Installed in a packaging zone of a food processing manufacturer S Series HMI operator control panel brings automation to packaging line.

12.1"~24" Windows HMI Panel PC M Series



“ **MODULAR DESIGN.
INCREASED FLEXIBILITY.** ”

- Intel® Atom® E3845 (1B)
- Intel® 11th Generation Tiger Lake UP3 Core™ i5 CPU
- Signature true flat display screen with edge-to-edge design
- Aluminum, anti-corrosion treated housing
- Superior sealing with front IP65 protection against dust and water

Projected Capacitive Multi-Touch Screen (P-CAP)

Fanless design

Support wide range 9-29 V DC input

Quick & easy removable 2.5" SSD bay slot

Support PCIe x 4 card

Class 1 Division 2, Group A-D, certified for hazardous area application

Signature true flat display screen with edge-to-edge design

Superior sealing with front IP65 protection against dust and water

Custom Configuration



Memory



Storage



WLAN



DP



HDMI

Application



Outdoor Checkpoint

BRIGHT SUNLIGHT READABLE DISPLAY

Total solution for access control with customized enclosure for track drivers to enter the territory without times losses even in extreme weather conditions and temperature changes.

Custom Configuration



Memory



Storage



Barcode
Reader



WWAN



RFID
Reader

10.1" Windows Rugged Tablet M101AD



FC CE

Application



Durable Waterproof Tablet PC

DESIGNED WITH A DUST-TIGHT

Winmate's M101AD is designed with IP65 rating. It can also withstand shock, drop, vibration, and a wide range of operating temperatures, allowing the tablet to be used in harsh environments.

“ RUGGED, CUSTOM, AND READY FOR FIELD SERVICE ”

- 10.1", 1920x1200 IPS LED Panel with PCAP touch
- Intel® Core i5-1235U Alder Lake processor
- Windows 10 IoT Enterprise

Sunlight readable with antiglare solution

IP65 waterproof and dustproof, MILSTD-810H shock, vibration and drop resistance

Hot swappable battery design

USB Type-C port support power delivery and ALT mode

WLAN, BT, GPS, GLONASS, WWAN (Optional)

15.6" Windows Rugged Tablet M156AD



**“ BEYOND BOUNDARIES,
ELEVATE INDUSTRIAL INNOVATION. ”**

- 12th generation Intel® Processor Family - Alder Lake Processor
- 15.6" FHD Panel resolution with PCAP touch
- Sunlight readable with antiglare solution

Hot-swappable battery design

USB TypeC port support PD 3.0 and ALT mode

Integrated GigaLAN Port

MIL-STD-461G and MIL-STD-810H Compliant

IP65 waterproof and dustproof

Custom Configuration



Storage



2nd Storage



2nd Memory



HF RFID
Reader



Smart Card
Reader



WWAN



GNSS


Application



See The Data With Less Scrolling

USE IT AT EASE
ANYWHERE AND EVERY
TIME

Winnate's M156AD rugged tablet seamlessly integrates into the workflow, ensuring a secure and efficient user experience.



WWW.WINMATE.COM



HMI PANEL PC SERIES



G-WIN SERIES

**QUALITY
EXCELLENCE IN
THE AUTOMOTIVE
INDUSTRY**



LINE A



PERFORMANCE



START STOP



LINE B



PERFORMANCE



START STOP




LINE C



PERFORMANCE



START STOP





**WINMATE
HYGIENIC PANEL
PCS DESIGNED
TO MEET FOOD
& BEVERAGE
MANUFACTURING
CHALLENGES**

Contact Us

Winmate Inc.

No. 18, Zhongxing S. St.,
Sanchong Dist.,
New Taipei City 241017, Taiwan
Tel +886-2-8511-0288
E-mail sales@winmate.com.tw
Website www.winmate.com



Winmate USA Inc.

2640 Mathews Street,
Smyrna, GA 30080, USA
Tel +1 678-653-8800
E-mail NASales@winmate.com.tw
Website www.winmate-rugged.com



TTX Canada Inc.

150 Wertlich Drive, Units 5&6
Cambridge, Ontario, N1T 1N6 Canada
Tel +1-519-621-1881
E-mail Sales@ttx.ca
Website www.ttx.ca



Winmate Germany

Bgm.-Gradl-Straße 1 D-85232
Bergkirchen-Feldgeding
Tel +49 0 8131 33204-0
E-mail info@tl-electronic.de
Website www.tl-electronic.de/



北京京融电自动化科技有限公司 苏州办事处

215100 江苏省苏州市工业园区唯新路69号
一能科技园3号楼206室
Tel +86-512-6826-6696/6829-6696
E-mail sales@winmate.com.cn
Website www.winmate.com.cn



Winmate JP office / HPC Systems Inc.

LOOP-X 8F,3-9-15 Kaigan,
Minato-ku, Tokyo 108-0022, Japan
Tel +81-3-5446-5535
FAX +81-3-5446-5550
Website www.hpc.co.jp



Follow Us

 / Winmate Inc.

 / Winmate Inc.

 / Winmate Inc.

